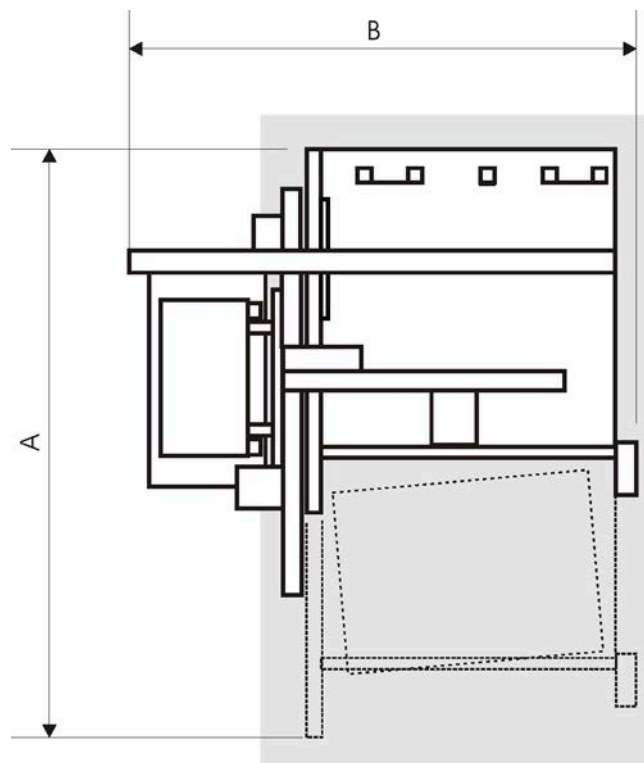


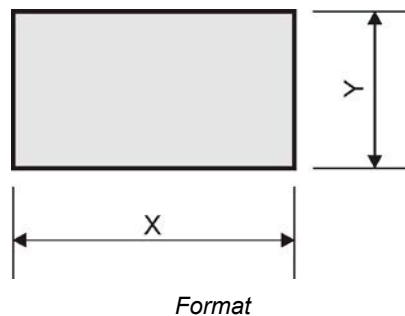
TRANSOMAT 3 BL 160-6, TRANSOMAT 3BL 160-7S

Technical data



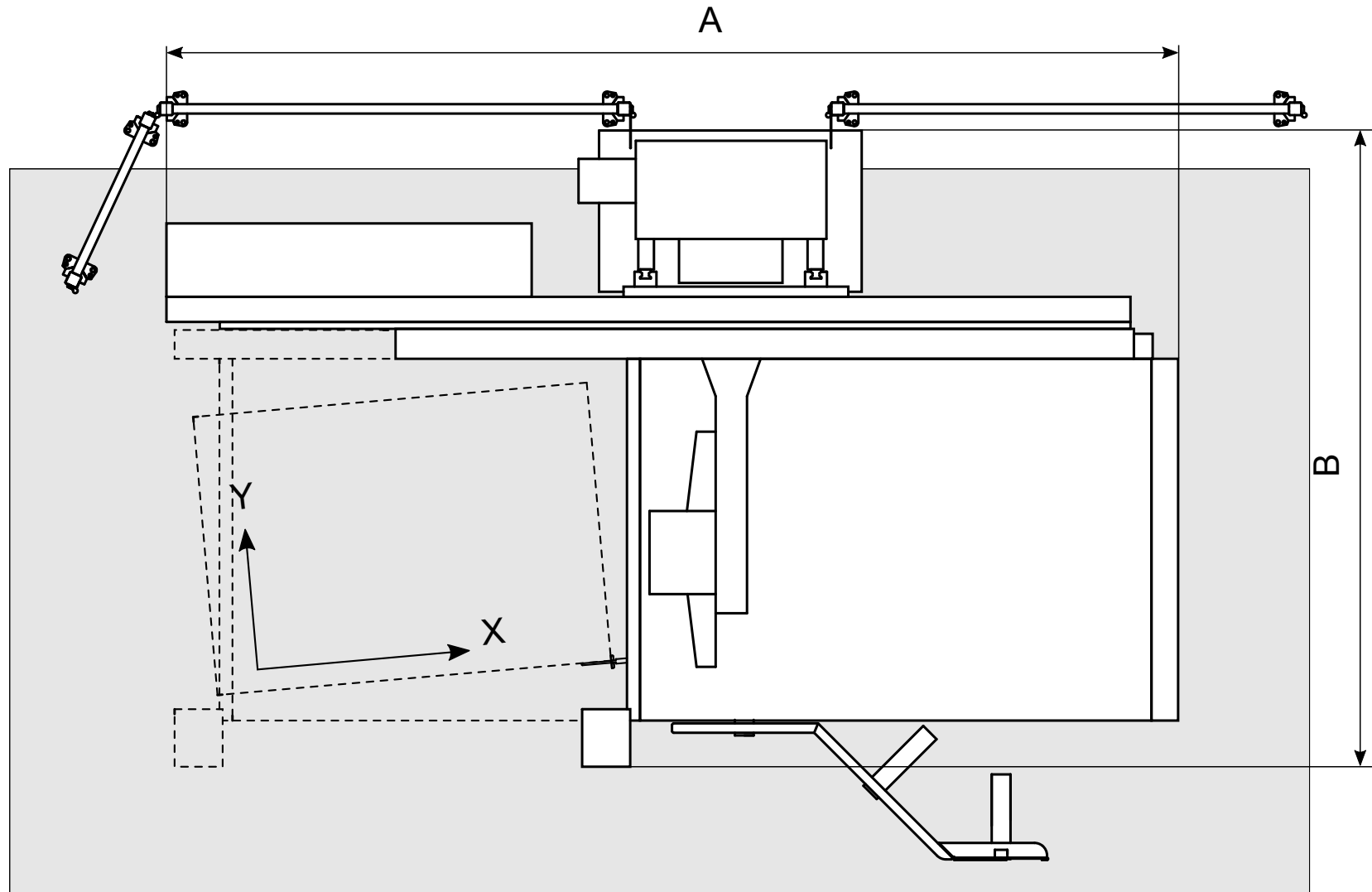
Ground plan

	Tr 3BL 160 - 6	Tr 3BL 160 - 7S
A [mm]	3.450	4.450
B / with Chipmarker [mm]	2.890 / 3.140	2.890 / 3.140
Height of frame [mm]	2.550	2.550
Ceiling height [mm]	2.750	2.750
Weight net [kg]	2.000	2.300
Format, min. (Y) [mm]	450	450
Format, min. (X) [mm]	500	500
Format, max. (Y) [mm]	1.050	1.640
Format, max. (X) [mm]	1.450	1.220
Height of ream, max. [mm]	165	165
Height of stroke, min. [mm]	170	170
Height of stroke, max. [mm]	1.700	1.650
Load capacity, max. [kg]	300	300
Compressed air requirement, 6 - 8 bar [l/min.]	11	11
Electr. power draw (apparent power) [kVA]	1,9	1,9
Thermal output [BTU/h]	6.162	6.162



TRANSOMAT 4 BL 150-5

Technical data



Floor plan

	Tr 2BL 150 - 5	Tr 4BL 150 - 5
A [mm] * without counter gauge / ** with counter gauge	3,250*/ 3,700**	3,250*/ 3,700**
B [mm] * without chip marker / ** with chip marker	2,045* / 2,295**	2,045* / 2,295**
Height, stand [mm]	1,950	1,950
Ceiling height [mm]	2,300	2,300
Weight, net [kg]	1,100	1,100
Format, min. (Y) [mm]	450	450
Format, min. (X) [mm]	500	500
Format, max. (Y) [mm]	890	890
Format, max. (X) [mm]	1,260	1,260
Ream thickness, min. [mm]	40	40
Ream thickness, max. [mm]	165	165
Stroke height, min. [mm]	150	150
Stroke height, max. [mm]	1,500	1,500
Load bearing capacity, max. [kg]	200	200
Compressed-air requirement: 6 - 8 bar [L/min]	4	4
Electric power consumption (apparent power) [kVA]	0.75	0.75
Heat output [BTU/h]	2,433	2,433

